



# Your guide to public transport in Victoria

myki is your ticket to public transport  
across Melbourne and regional Victoria.



**2025**  
fares

Free Tram Zone  
map included

## Free Tram Zone

Travelling within Melbourne's city centre is free.

The Free Tram Zone extends from Queen Victoria Market to Docklands, Spring Street, Flinders Street Station and Federation Square.

See the map below.

**i** Don't use myki if you're only travelling in the Free Tram Zone. Remember to touch on your myki beyond the Free Tram Zone.

## City Circle Tram

Ride the historic W-Class City Circle Tram and listen to stories about Melbourne.

- Travel on the City Circle Tram is free
- Runs every 12 minutes in the clockwise direction
- 9:30am to 5:00pm daily (except Good Friday and Christmas Day).



## How much does a myki card cost?







A full-fare myki is \$6 and a concession myki is \$3.

Once you purchase your card, you'll need to add money (top up) to use for travel.



## Where can you buy a myki?

Buy your myki and top up at:

	7-Eleven stores		PTV Hub
	Retail stores displaying myki signage		myki machines at select stations and stops
	Premium station ticket offices		Online or over the phone

Find more places to buy at [ptv.vic.gov.au](http://ptv.vic.gov.au) or call 1800 800 007.

## Choose myki Money or myki Pass

Depending on how often you travel, you can pay as you go with myki Money, or top up a myki Pass when travelling consecutive days. You can buy a myki Pass for 7 days or anywhere between 28 and 365 days.

Choose the best option for you and compare fares via our online calculator at [ptv.vic.gov.au/fares](http://ptv.vic.gov.au/fares)

## PTV app

The PTV app is packed with features to help you manage your myki and plan your journey. You can top up your myki Money instantly.

Download it for free from the App Store or Google Play or visit [ptv.vic.gov.au/app](http://ptv.vic.gov.au/app) to learn more.

## Mobile myki

Got an Android phone? Get Mobile myki in your Google Wallet™ app. Top up on the go, touch on and off with your phone and see your balance in real time.

For more information about Mobile myki, visit [ptv.vic.gov.au/mobilemyki](http://ptv.vic.gov.au/mobilemyki)



## Register your myki

By registering your myki, you can protect your balance in case you lose your card, set auto top up, check your balance, and view your travel history.



Scan for more information on how to use your myki card.

## Maximum daily fares

No matter where you travel in metropolitan Melbourne or regional Victoria, on any tram, train or bus\*, you'll never pay more than the maximum daily fare.

Daily maximum	Weekday	Weekend <sup>^</sup>
Full fare	\$11.00	\$7.60
Concession	\$5.50	\$3.80

\* Excludes SkyBus Airport service, ferries and journeys that start or end outside Victoria.

<sup>^</sup> Weekends and Public Holidays

Your first touch on of the day creates a 2-hour fare. If you're still travelling after 2 hours, you'll be charged a daily fare.

If you're travelling in Zone 2 only, your fare is cheaper when you touch on and off.

For more information on myki zones visit [ptv.vic.gov.au/fares](http://ptv.vic.gov.au/fares)

## Using your myki in Melbourne

Touch on every time you board a train, bus or tram (except in the Free Tram Zone and the City Circle Tram).

Touch off on trains and buses to get the best fare.

	Touch on	Touch off <sup>†</sup>
Trains	✓	✓
Buses	✓	✓
Trams – outside the Free Tram Zone	✓	✗
Trams – inside the Free Tram Zone or City Circle <sup>#</sup>	✗	✗

<sup>#</sup> Route 35

<sup>†</sup> If you're just travelling in Zone 2, touch on and off for a cheaper fare

## Travelling in Regional Victoria

Use your myki card to travel on V/Line trains between metropolitan Melbourne and:

- Bendigo, Geelong and Raywood
- Seymour
- Traralgon
- Geelong and Warrnambool
- Ballarat and Wendouree.

### Regional buses:

Use your myki when travelling in Ballarat, Bendigo, Bacchus Marsh, Geelong, Seymour, Kilmore, Wallan and the Latrobe Valley.

## When do you need a different type of ticket?

Journeys that include travel outside of myki zones require an eTicket or a paper ticket.

### V/Line:

- long distance trains to and from Bairnsdale, Albury, Shepparton, Echuca, Swan Hill, Ararat, Maryborough or Warrnambool
- all V/Line coaches.

For more information visit [vline.com.au/tickets](http://vline.com.au/tickets)

### Regional buses:

- most local buses that operate between town and within towns.

## Where can you buy an eTicket or paper ticket?

- Buy your V/Line ticket online at [vline.com.au/book](http://vline.com.au/book) or find the nearest purchase location at [vline.com.au/wheretobuy](http://vline.com.au/wheretobuy)
- Buy your regional bus paper ticket as you board the bus.



Scan for more information or visit [ptv.vic.gov.au/tickets/regional-tickets](http://ptv.vic.gov.au/tickets/regional-tickets)

For more information visit [ptv.vic.gov.au](http://ptv.vic.gov.au)  
or call 1800 800 007 (6am-midnight daily).

If you're hearing or speech impaired, contact  
us through the National Relay Service –  
[relayservice.gov.au](http://relayservice.gov.au)

From 1 January 2025.



## Information in other languages

普通話	9321 5454	廣東話	9321 5441
Italiano	9321 5444	ਪੰਜਾਬੀ	9321 5445
Ελληνικά	9321 5443	हिन्दी	9321 5442
Việt-ngữ	9321 5449	සිංහල	9321 5446
عربي	9321 5440	Español	9321 5447



For more language  
options call **9321 5450**  
or scan the code.